

Schwab International Index Fund®

Investment objective

The Fund's goal is to track the performance of a benchmark index that measures the total return of large, publicly traded non-U.S. companies from countries with developed equity markets outside of the U.S.

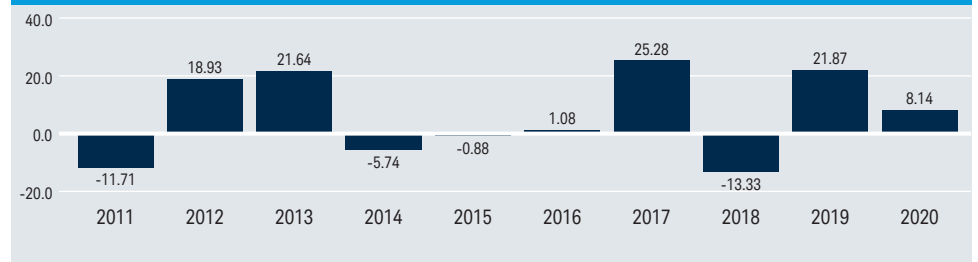
Fund highlights

- A straightforward, low-cost fund with no investment minimum
- The Fund can serve as part of the core of a diversified portfolio
- Simple access to large-cap equities from developed international countries
- Invests in the largest companies across 21 developed markets in Europe, Australasia and the Far East

Fund details	
Total net assets	\$8,419,311,067
Inception date	05/19/97
Expense ratio ¹	0.06%
Ticker symbol	SWISX
Number of securities	852
Distribution frequency	Annual
CUSIP	808509830
Index name	MSCI EAFE® Index (Net)
Portfolio turnover rate (1-year trailing)	3.44%
Minimum initial investment	None
Minimum balance	None
Loads/12b-1 fees	None

Performance (%) as of 9/30/21	Cumulative		Annualized				
	3 Months	Year to Date	1 Year	3 Years	5 Years	10 Years	Since Inception
Fund	-1.00	7.87	25.04	7.60	8.74	8.24	4.87
MSCI EAFE® Index (Net) ²	-0.45	8.35	25.73	7.62	8.81	8.10	5.29
MSCI EAFE Fair Value Index (Net) ^{2,3}	-0.99	7.78	24.90	7.50	8.65	8.16	–
International Spliced Index ²	-0.45	8.35	25.73	7.62	8.81	8.23	5.07
Category Average ²	-1.90	7.05	23.96	7.55	8.33	8.07	–

Annual total returns (%) as of 12/31



Performance data quoted represents past performance and is no guarantee of future results. Returns are based on total return, which assumes reinvestment of dividends and distributions. Investment returns and principal value will fluctuate so that an investor's shares, when sold or redeemed, may be worth more or less than their original cost. Current performance may be lower or higher than performance data quoted. To obtain performance information current to the most recent month end, please visit www.schwabassetmanagement.com.

Index performance returns do not reflect any management fees, transaction costs or expenses, which would lower performance. They assume dividends and distributions were reinvested. Indices are unmanaged and cannot be invested in directly.

The first index listed for the fund is the fund's primary benchmark, as shown in the prospectus. Additional indices shown are provided for comparative purposes.

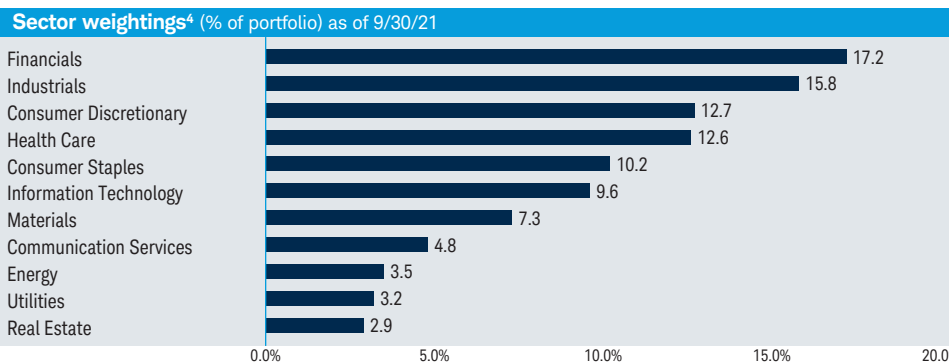
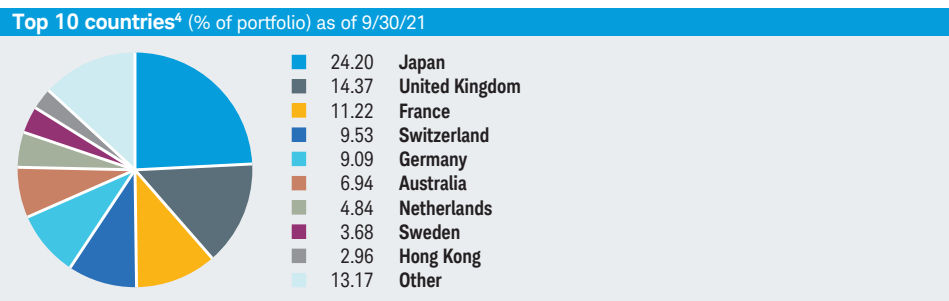
Statistical information (3 Yr.) as of 9/30/21

Sharpe ratio	0.36
Standard deviation	17.98%

Data provided by Zephyr StyleADVISOR as of 09/30/21.

Investors should consider carefully information contained in the Fund's prospectus, or if available, the summary prospectus, including investment objectives, risks, charges and expenses. You can view and download a prospectus by visiting www.schwabassetmanagement.com/prospectus. Please read the prospectus carefully before investing.

Portfolio characteristics ⁴ as of 9/30/21		
	Fund	MSCI EAFE® Index (Net)
Wtd. avg. market capitalization (in millions)	\$78,435	\$78,444
Price-to-earnings ratio	16.77	16.77
Price-to-book ratio	1.85	1.85
Price-to-cash-flow ratio	10.90	10.91
Return on equity	11.92%	11.92%
5-year earnings growth	6.09%	6.09%



Sector and/or industry weightings for the portfolio are determined using the Global Industry Classification Standard (GICS). GICS was developed by and is the exclusive property of MSCI and Standard & Poor's (S&P). GICS is a service mark of MSCI and S&P and has been licensed for use by Charles Schwab & Co., Inc.

Data provided by FactSet as of 09/30/21, unless otherwise noted.

Top 10 holdings ^{4, 5} (% of portfolio) as of 9/30/21	
Nestle S.A.	2.07
ASML Holding NV	1.86
Roche Holding Ltd	1.53
LVMH Moet Hennessy Louis Vuitton SE	1.18
Toyota Motor Corp.	1.13
AstraZeneca PLC	1.11
Novartis AG	1.08
Novo Nordisk A/S Class B	0.97
Unilever PLC	0.84
SAP SE	0.84
TOTAL	12.61

Find out more today

For more information, please visit www.schwabassetmanagement.com.

For additional information about the indices and terms shown, please visit www.schwabassetmanagement.com/resources/glossary.

International investments involve additional risks, which include differences in financial accounting standards, currency fluctuations, geopolitical risk, foreign taxes and regulations, and the potential for illiquid markets. Investing in emerging markets may accentuate these risks. Diversification strategies do not ensure a profit and do not protect against losses in declining markets.

¹ As stated in the prospectus. These figures may differ from those presented in a fund's shareholder report.

² Source: Morningstar, Inc. as of 09/30/21.

³ A fair value index measures returns adjusted to reflect price and foreign exchange rate changes for index securities in markets that have closed prior to the close of the New York Stock Exchange. Fair value index returns are calculated using fair value adjustment factors as of the close of the New York Stock Exchange provided by Interactive Data's (IDCo) Fair Value Information Service.

⁴ Data provided by FactSet as of 09/30/21.

⁵ Portfolio holdings are as of the date shown and may not represent current or future holdings and are not a recommendation of individual securities by the investment adviser.

Securities information includes trades posted to the Fund as of trade date.

International Spliced Index An internally calculated index comprised of the Schwab International Index from inception of the Schwab International Index Fund until the close of business on December 20, 2011, the MSCI EAFE Index from December 21, 2011 until the close of business on February 28, 2013, and the MSCI EAFE Index (Net) from March 1, 2013 forward.

"MSCI EAFE" is a registered mark of MSCI and has been licensed for use by the Schwab International Index Fund. The funds or securities referred to herein are not sponsored, endorsed, or promoted by MSCI and MSCI bears no liability with respect to any such funds or securities or any index on which such funds or securities are based. The Schwab International Index Fund's prospectus and SAI contain a more detailed description of the limited relationship MSCI has with CSIM and any related funds.

Schwab Asset Management is the dba name for Charles Schwab Investment Management, Inc. (CSIM), the investment advisor for Schwab Funds. Schwab Asset Management is a part of the broader Schwab Asset Management Solutions organization (SAMS), a collection of business units of The Charles Schwab Corporation aligned by a common function—asset management-related services—under common leadership. Schwab Funds are distributed by Charles Schwab & Co., Inc. (Schwab) Member SIPC. CSIM and Schwab are separate but affiliated companies and subsidiaries of The Charles Schwab Corporation.

Not FDIC Insured - No Bank Guarantee - May Lose Value

©2021 Charles Schwab Investment Management, Inc. All rights reserved. SLS88533-24 (1021-1K0E) (10/21)